



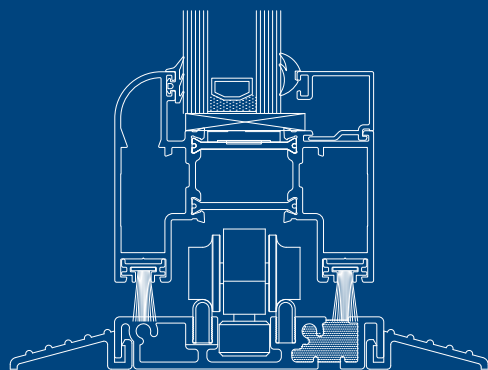
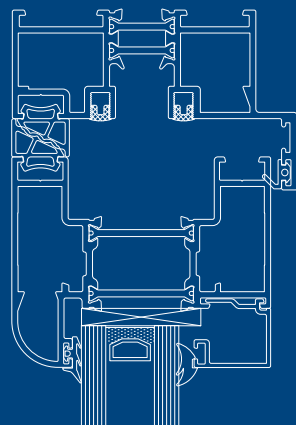
smart
architectural aluminium

Visofold

The Visofold series of slide-folding doors offer impressive opening apertures that can unite internal and external areas creating unique living and social areas. Suitable for both residential and commercial applications.

Features door systems tested to (depending on system):

- U Values up to 1.5 W/m²K
 - Security tested to PAS 24: 2012
 - Weather tested to BS 6375 Part 1: 2009
 - Colour matched accessories now available
- Speak with your supplier for details




VISOFOLD: SLIDE FOLDING DOORS

Visofold can be used in domestic applications as either an alternative to sliding doors, or to open up an entire wall as part of a conservatory; the system will make the most of a beautiful view or bring a garden into the home.

Used commercially in a bar, café or restaurant, Visofold can create a glazed screen that allows in the maximum ingress of light in inclement weather, and will also easily glide to open up an entire wall in warmer weather. Visofold doors offer a choice of opening configurations to suit any application. Choose to fold the sashes internally or externally, place the opening at the side so the sashes all fold one way, at one end, to create a single entrance door for easy access, or in the middle to give the option of a double door.

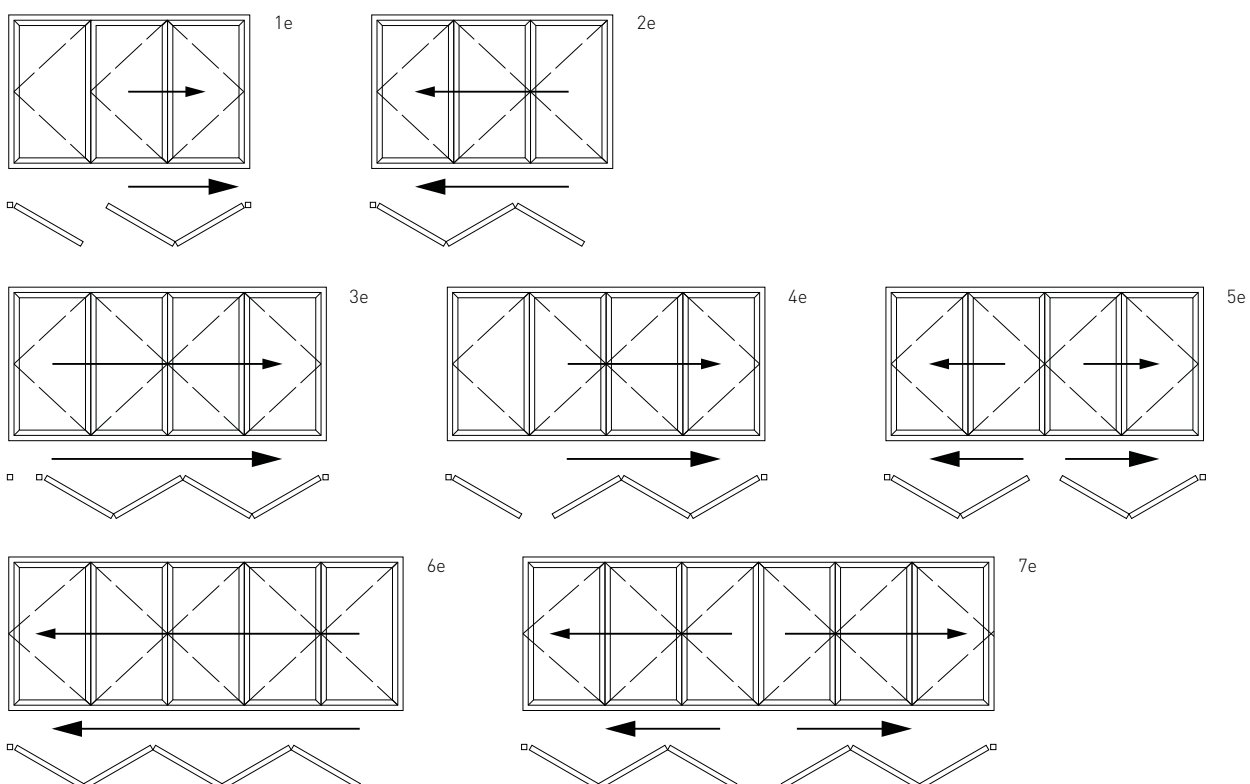
All Visofold profiles feature a polyamide thermal break that enhances the thermal performance of the profile and improves the overall U-Value. Profiles feature EPDM high quality gaskets and weather brushes to aid weather resistance. Visofold complies with the requirements of Building Regulations Document L 2010. Security is assured by multi-point lock mechanisms on main opening sashes, and shoot-bolt locking on floating mullions.

All Visofold doors have the option of either low thresholds for unimpeded, easy access, or rebated thresholds that offer improved weather resistance. Visofold doors are available in a choice of standard or non-standard colours, including metallic, wood-structure, dual colour and Smart's unique Sensations range of textured finishes.



Configurations

Plus many more designs please speak to your supplier for further information



Visofold 1000

Application

Residential/retail/commercial

Features

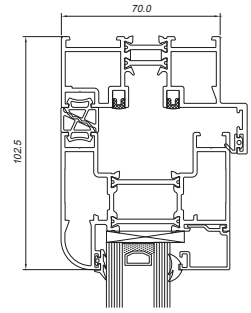
- Attractive, slim-line profiles offer reduced sightlines
- Profiles available in either square or rounded edge options
- Fabricated using mitred corners
- Lock mechanism available with domestic style 'lift-up' handle and an adjustable, one-piece keep
- Manufactured using Smarts punch tooling

Technical Performance

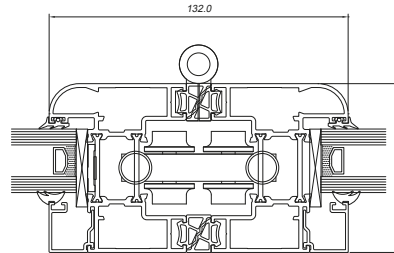
Finish	Single or dual colour, marine quality polyester powder coat as standard **
U Value	1.5 W/m ² K using a 1.0 centre pane
Air	Class 4, 600Pa
Water	Class E, 750Pa
Wind	Class 4, 1800Pa
Document L Compliant	
Security	PAS 24: 2012

Dimensions

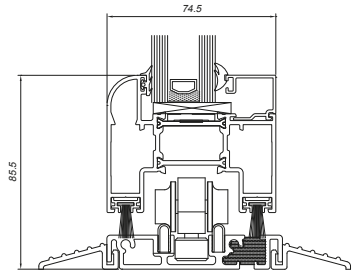
Frame Width	102.5mm
Frame Depth	70mm
Typical Sight Line*	132mm
Glass	24, 28, 32, 34 or 36mm double or triple gazed units
Max o/a Height:	2500mm (per sash)
Max o/a Width	1200mm (per sash)
Max Sash Weight:	100kg



Head



Horizontal



Threshold



Visofold 2000

Application

Residential/retail/commercial

Features

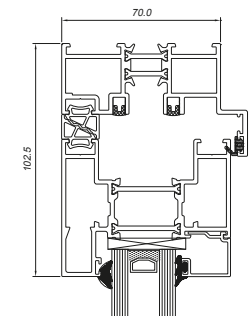
- Visofold 2000 is styled for use on retail or commercial applications such as bars, cafes or shops that require the benefit of opening up an entire facade in good weather, and also providing a glazed screen that allows the maximum ingress of light when closed
- Manufactured by method of a square cut, non-mitred design with square edged profiles which mimic a timber profile appearance
- Optional commercial high security multi-point lock
- Option of using a deep bottom rail on sashes
- Manufactured using Smarts punch tooling

Technical Performance

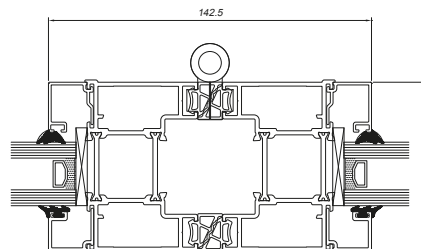
Finish	Single or dual colour, marine quality polyester powder coat as standard **
U Value	1.6 W/m ² K using a 1.0 centre pane
Air	Class 3, 600Pa
Water	Class 7a, 300Pa
Wind	Class 4, 1800Pa
Document L Compliant	

Dimensions

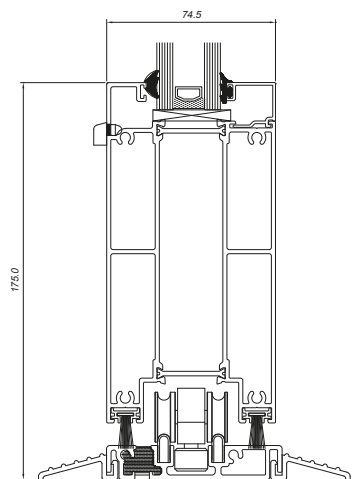
Frame Width	102.5mm
Frame Depth	70mm
Typical Sight Line*	143mm
Glass	24, 28, 32, 34 or 36mm double or triple gazed units
Max o/a Height:	2500mm (per sash)
Max o/a Width	1000mm (per sash)
Max Sash Weight:	100kg



Head



Horizontal



Threshold



Visofold 3000

Application

Residential/retail/commercial

Features

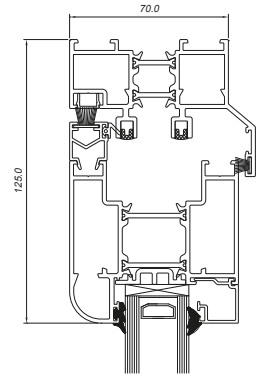
- Visofold 3000 offers elegant slim sightlines coupled with highly engineered hardware designed to ensure years of reliable service
- Slim sightlines allow more light into the building and give a pleasing appearance
- Attractively styled round or square edge profiles and highly engineered and robust hinges
- Specially designed stainless steel rollers give smooth and easy operation
- Domestic lift-up style handles
- Fabricated using mitred corners
- Manufactured using Smarts punch tooling

Technical Performance

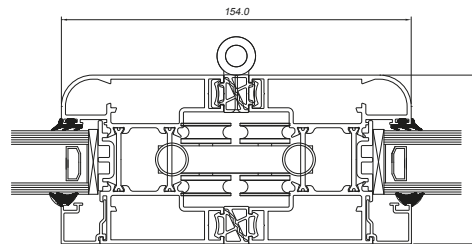
Finish	Single or dual colour, marine quality polyester powder coat as standard **
U Value	1.6 W/m ² K using a 1.0 centre pane
Air	Class 3, 300Pa
Water	Class E, 1050Pa
Wind	Class 4, 1800Pa
Security	PAS 24:2012
Document L Compliant	

Dimensions

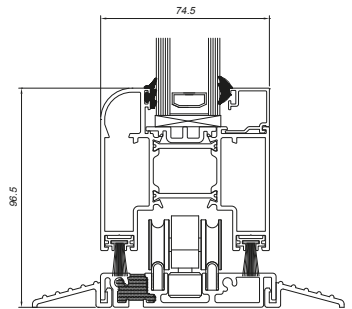
Frame Width	125mm
Frame Depth	70mm
Typical Sight Line*	154.2mm
Glass	28mm double or triple glazed units
Max o/a Height:	2500mm (per sash)
Max o/a Width	1000mm (per sash)
Max Sash Weight:	100kg



Head



Horizontal



Threshold

U Value 1.6W/m ² K	Document L ✓	Sightline 154mm	Air 300Pa	Water 1050Pa	Wind 1800Pa
---	------------------------	---------------------------	---------------------	------------------------	-----------------------

Visofold 4000

Application

Residential/retail/commercial – robust use

Features

- Heavy duty slide folding doors suitable for use in commercial applications where heavy usage is expected
- Sashes are hung from a floating mullion which provides additional strength and stability
- Sashes slide on 4 stainless steel rollers sitting on a steel track which give a smooth opening action
- Visofold 4000 is an ideal choice for applications that require large or runs of multiple sashes
- Profiles feature attractive rounded-edge
- Manufactured using Smarts punch tooling

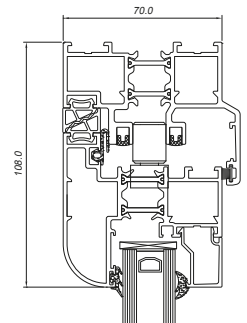
Technical Performance

Finish	Single or dual colour, marine quality polyester powder coat as standard **
U Value	1.7 W/m ² K
Air	Class 3, 600Pa
Water	Class 7a, 300Pa
Wind	Class 3, 1200Pa
Document L Compliant	

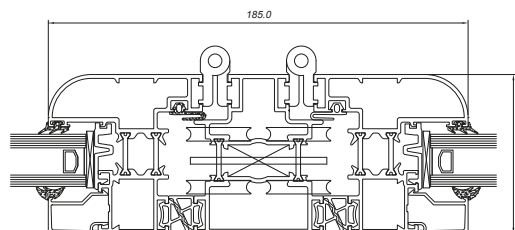
Dimensions

Frame Width	108mm
Frame Depth	70mm
Glass	28mm double or triple glazed units
Typical Sight Line*	185mm
Glass	4-38mm double or triple glazed units
Max o/a Height:	2500mm (per sash)
Max o/a Width	1000mm (per sash)
Max Sash Weight:	100kg

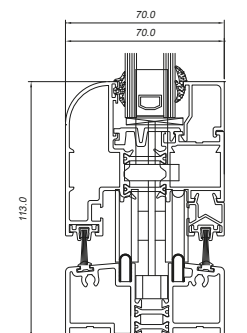
**Marine guarantee subject to application.



Head



Horizontal



Threshold

U Value 1.7W/m ² K	Document L ✓	Sightline 185mm	Air 600pa	Water 300Pa	Wind 1200Pa
---	------------------------	---------------------------	---------------------	-----------------------	-----------------------

Smart Systems Limited

Arnolds Way | Yatton | Bristol | North Somerset | BS49 4QN | UK
 T +44 (0) 1934 876 100 | F +44 (0) 1934 835 169 |
 W www.smartsystems.co.uk | E sales@smartsystems.co.uk
 IMS104DVS.201601

The images, drawings and data shown in this brochure are for illustrative purposes only and are not binding in detail, colour or specification. We reserve the right to make changes to the product specification as technical developments dictate and without prior notice. We recommend that the user ensures that they are satisfied the product meets their requirements prior to purchase. ©Smart Systems Ltd 2014